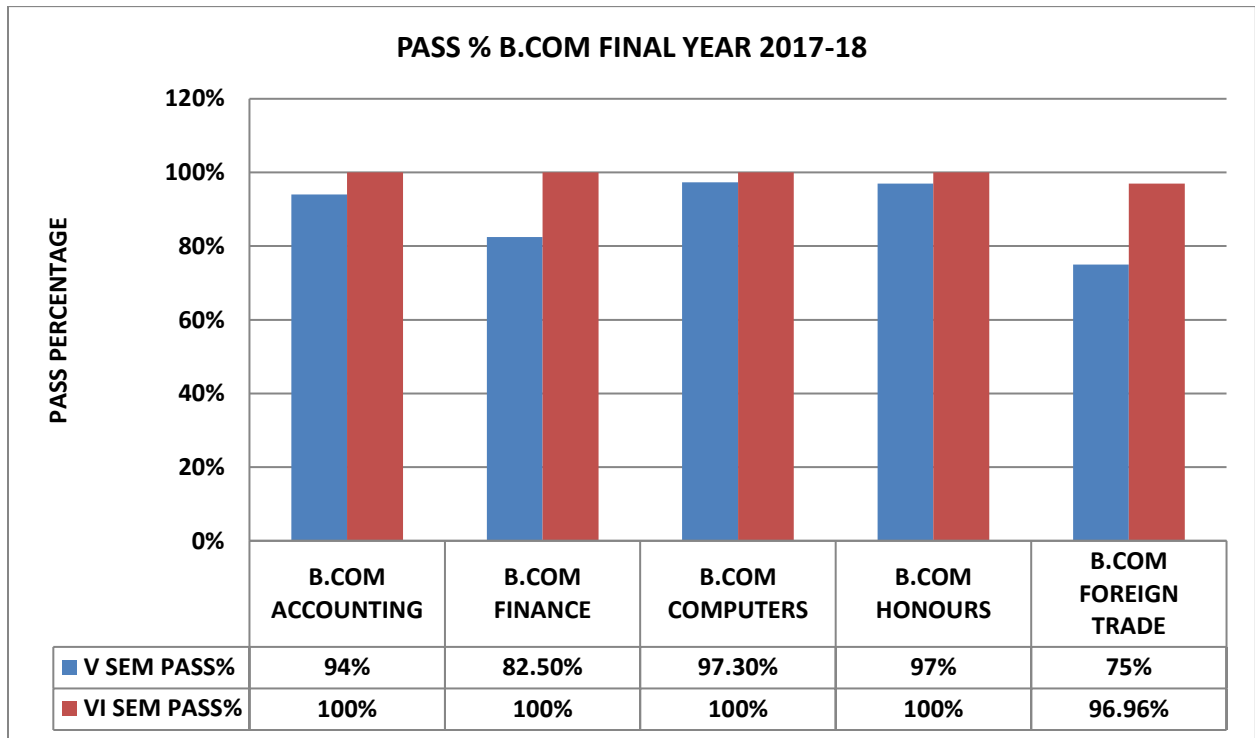


2017-2018

**OVERALL RESULT ANALYSIS**

**B.COM FINAL YEAR**

<b>Class</b>	<b>NO. APPEARED</b>	<b>NO. PASS</b>	<b>NO. FAIL</b>	<b>PASS%</b>
<b>B.COM ACCOUNTING</b>	<b>73</b>	<b>73</b>	<b>NIL</b>	<b>100%</b>
<b>B.COM FINANCE</b>	<b>42</b>	<b>42</b>	<b>NIL</b>	<b>100%</b>
<b>B.COM COMPUTERS</b>	<b>113</b>	<b>113</b>	<b>NIL</b>	<b>100%</b>
<b>B.COM HONOURS</b>	<b>36</b>	<b>36</b>	<b>NIL</b>	<b>100%</b>
<b>B.COM FOREIGN TRADE</b>	<b>33</b>	<b>32</b>	<b>1</b>	<b>96.96%</b>

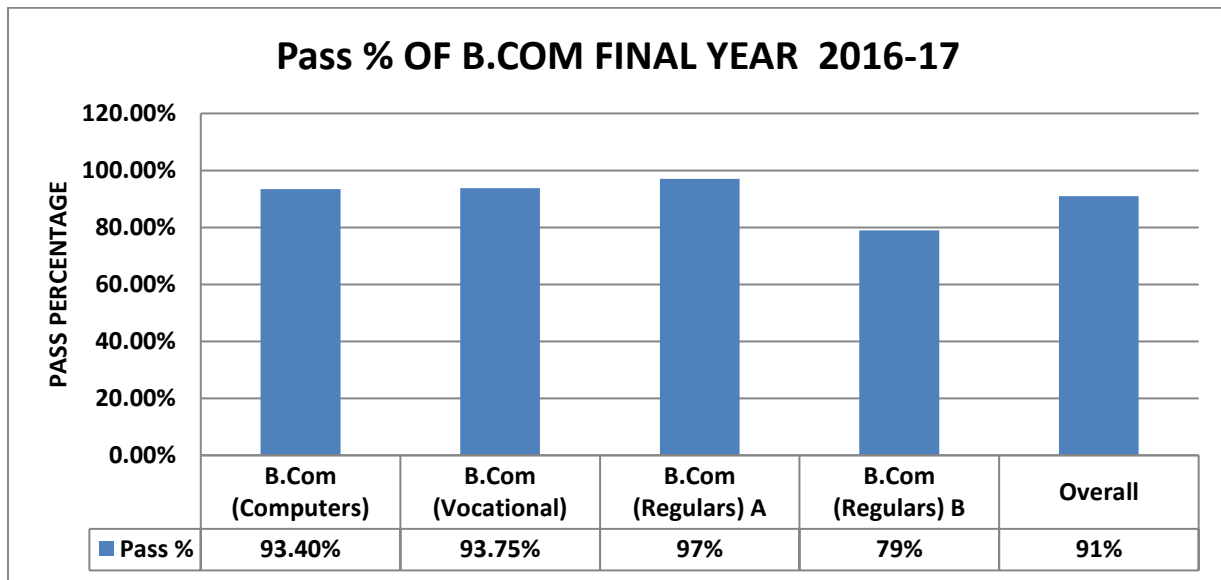


**2016-2017**

**OVERALL RESULT ANALYSIS**

**B.COM FINAL YEAR**

Class	No. Appeared	No. Passed	No Failed	No. of I classes	Pass %
<b>B.Com (Computers)</b>	123	115	8	108	93.4%
<b>B.Com (Vocational)</b>	32	30	02	26	93.75%
<b>B.Com (Regulars) A</b>	67	65	02	57	97%
<b>B.Com (Regulars) B</b>	68	54	14	40	79%
<b>Overall</b>	<b>290</b>	<b>264</b>	<b>26</b>	<b>231</b>	<b>91%</b>

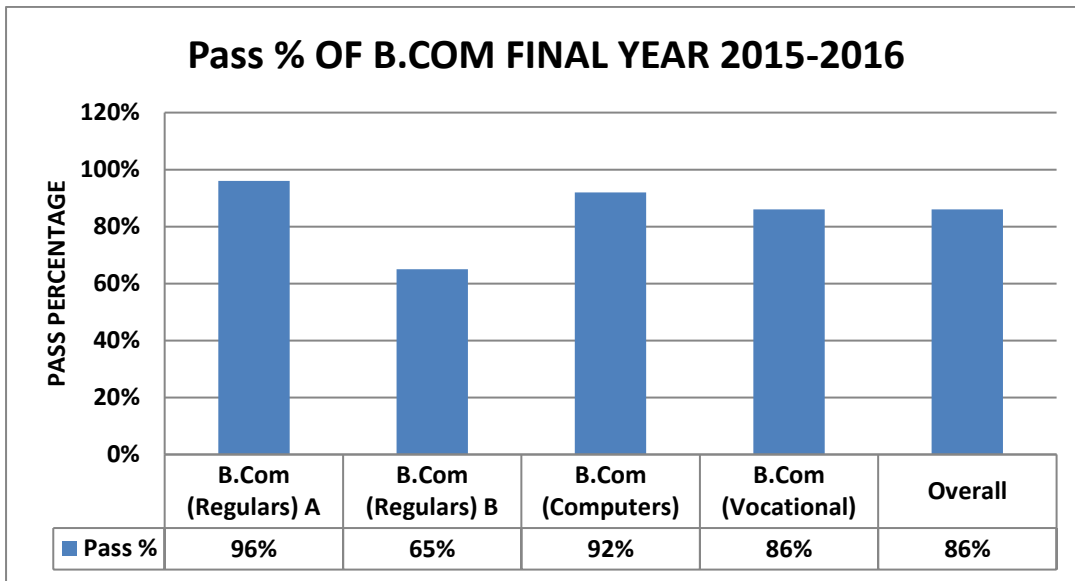


**2015-2016**

## OVERALL RESULT ANALYSIS

### B.COM FINAL YEAR

Class	No. Appeared	No. Passed	No Failed	No. of I classes	Pass %
<b>B.Com (Regulars) A</b>	67	64	3	62	96%
<b>B.Com (Regulars) B</b>	60	39	21	24	65%
<b>B.Com (Computers)</b>	106	98	8	50	92%
<b>B.Com (Vocational)</b>	37	22	5	22	86%
<b>Overall</b>	<b>270</b>	<b>233</b>	<b>37</b>	<b>204</b>	<b>86%</b>

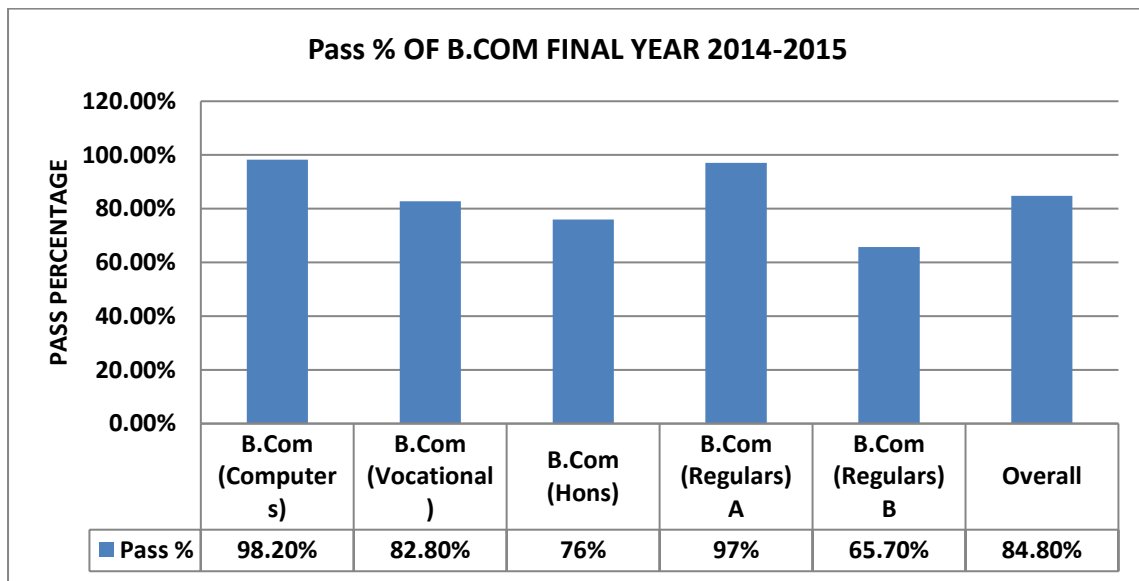


**2014-2015**

## OVERALL RESULT ANALYSIS

### B.COM FINAL YEAR

Class	Total Strength	No. Appeared	No. Passed	No Failed	No. of I classes	Pass %
<b>B.Com (Computers)</b>	61	58	57	01	57	98.2%
<b>B.Com (Vocational)</b>	40	35	29	06	22	82.8%
<b>B.Com (Hons)</b>	21	21	16	04	07	76%
<b>B.Com (Regulars) A</b>	72	67	65	02	62	97%
<b>B.Com (Regulars) B</b>	70	70	46	24	21	65.7%
<b>Overall</b>	<b>264</b>	<b>251</b>	<b>213</b>	<b>37</b>	<b>169</b>	<b>84.8%</b>

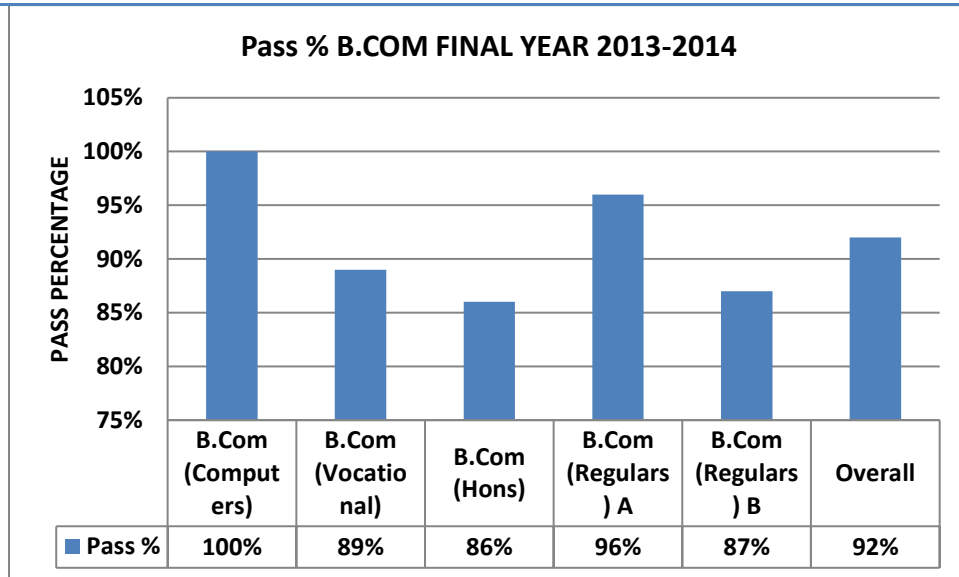


**2013-2014**

## OVERALL RESULT ANALYSIS

## B.COM FINAL YEAR

Class	No. Appeared	No. Passed	No Failed	Pass %
<b>B.Com (Computers)</b>	45	45	NIL	100%
<b>B.Com (Vocational)</b>	37	33	4	89%
<b>B.Com (Hons)</b>	22	19	3	86%
<b>B.Com (Regulars) A</b>	85	82	3	96%
<b>B.Com (Regulars) B</b>	71	62	9	87%
<b>Overall</b>	<b>260</b>	<b>241</b>	<b>19</b>	<b>92%</b>

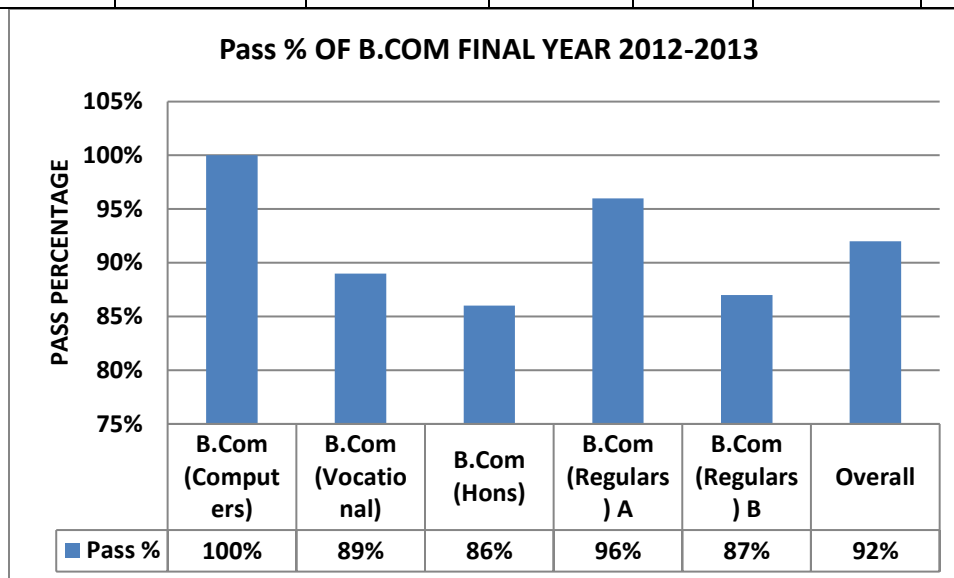


**2012-2013**

**OVERALL RESULT ANALYSIS**

## B.COM FINAL YEAR

Class	Total Strength	No. Appeared	No. Passed	No Failed	No. of I classes	Pass %
<b>B.Com (Computers)</b>	46	45	45	NIL	32	100%
<b>B.Com (Vocational)</b>	37	37	33	4	32	89%
<b>B.Com (Hons)</b>	23	22	19	3	30	86%
<b>B.Com (Regulars) A</b>	88	85	82	3	67	96%
<b>B.Com (Regulars) B</b>	73	71	62	9	35	87%
<b>Overall</b>	<b>267</b>	<b>260</b>	<b>241</b>	<b>19</b>	<b>192</b>	<b>92%</b>



**2011-2012**

## OVERALL RESULT ANALYSIS

## B.COM FINAL YEAR

Class	No. Appeared	No. Passed	No Failed	Pass %
<b>B.Com (Regulars)</b>	150	141	9	94%
<b>B.Com (Computers)</b>	48	45	3	94%
<b>B.Com (Vocational)</b>	34	33	1	97%
<b>B.Com (Hons)</b>	23	22	1	96%
<b>Overall</b>	<b>255</b>	<b>241</b>	<b>14</b>	<b>95%</b>

